

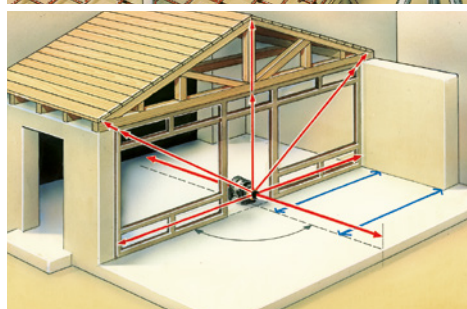
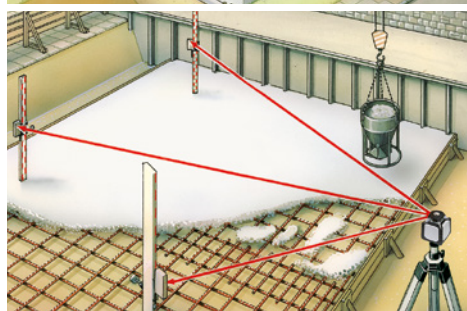
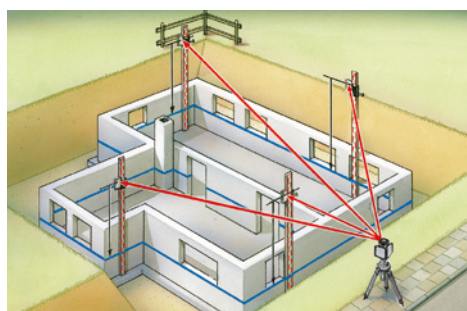
Laserliner®

Cubus 310 S



Robust, fully automatic rotary laser

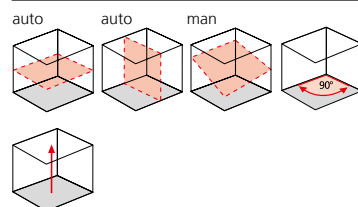
Rev.1.115




- Robust **waterproof** housing.
- **Sensor Automatic:** fully automatic alignment via electronic positioning motors controlled by temperature-stable sensors.
- **ADS tilt:** automatic shutoff by ADS (**Anti-drift system**) when there is an external disturbance.
- The additional **reference beam** makes it easier to plumb and align partition walls.
- The **SensoLite 310** has an LC display on the front side. Strong holding magnets allow it to be fixed to ferromagnetic objects.
- **Inclinations** can be set.
- All functions of the rotary laser can be controlled with the **remote control** from up to 40 m.
- **Plug-on stand and wall bracket** with 5/8" thread for vertical use
- **Transport Lock:** a special motor lock protects the unit during the transport.
- **Integrated safe-operating concept.**

TECHNICAL DATA

ACCURACY ± 1,5 mm / 10 m
SELF-LEVELLING RANGE ± 5°
LEVELLING horizontal and vertical automatic
LASER RECEPTION RANGE max. 300 m radius
LASER MODES spot, scan, rotary and hand receiver mode
LASER WAVELENGTH 635 nm
LASER class 2, < 1 mW
POWER SUPPLY rechargeable battery, approx. 12 hrs operating time, approx. 5 hrs charging time
PROTECTION CLASS Cubus IP 66, SensoLite 310 IP 56
WEIGHT 1,3 kg (with stand and wall bracket)
DIMENSIONS (W x H x D) 130 x 160 x 145 mm (with stand and wall bracket)



Can be vertically positioned on ground or tripod



Water and dust protection per IP 66



Sensor Automatic



Cubus 310 S
 inclusive carrying case
 + stand and wall bracket
 + SensoLite 310
 + universal mount
 + remote control
 + rechargeable battery
 + power supply/battery charger
Packing dimension (W x H x D)
 -

ARTICLE	ARTICLE-NO	EAN-CODE	PU
Cubus 310 S	052.200A	4 021563 694761	1

